150% Rupture Basins For Trim Day Tanks With 10 To 25 Gallons Capacity

PLAN VIEW
SCALE = 1.5X

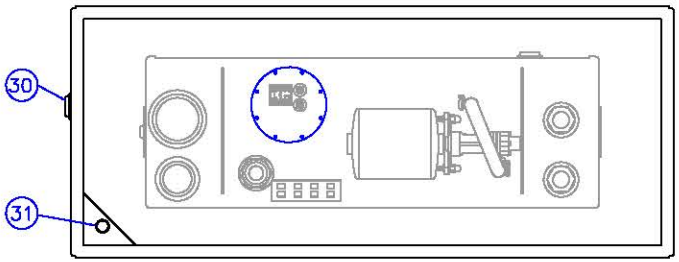

TANK DIMENSION REFERENCE CHART (SHOWN IN INCHES)					
TANK RATED CAPACITY	A - HEIGHT * (TANK)	D - DEPTH ** (OVERALL)	E - MTG HOLES (CTR-TO-CTR)	F - DEPTH ** (INNER TANK)	G - HEIGHT * OF R/B
25 GAL.	29.50	20.00	18.50	8.00	20.00
50 GAL.	56.50	20.00	18.50	8.00	20.00
60 GAL.	51.50	20.00	18.50	10.00	27.00
75 GAL.	51.50	20.00	18.50	12.00	31.00
100 GAL.	51.50	28.00	26.50	16.00	29.00

* Height dimension - TANK = Inner Tank (Top to Floor); R/B = Rupture Basin (Top to Floor)
** Depth dimension - Front-to-Back

ACTUAL DAY TANK LIGHTEN TO EMPHASIS RUPTURE BASIN
(Refer To Drawing #TRM_SW_B On Page 22 For Day Tank Dimensions)

MINIMUM CAPACITY OF SECONDARY CONTAINMENT (RUPTURE BASIN AREA) IS 150% CAPACITY OF THE INNER TANK

LEFT SIDE VIEW

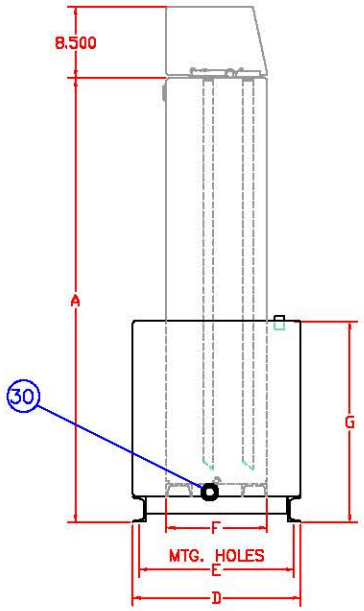

FRONT VIEW

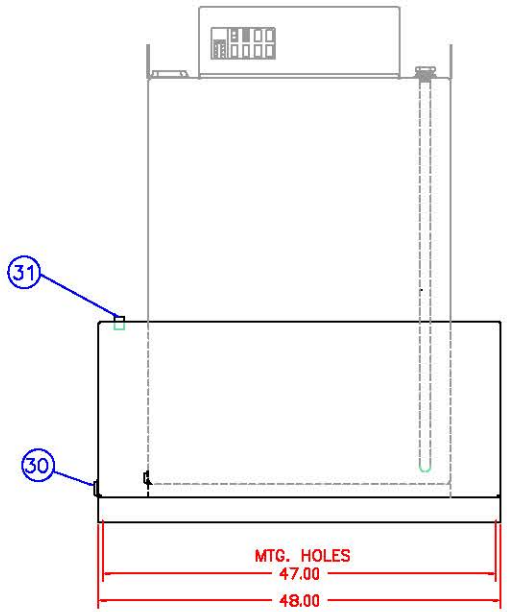

REF#	DESCRIPTION OF STANDARD EQUIPMENT
30	1" NPT - RUPTURE BASIN DRAIN
31	1/2" NPT - FOR OPTIONAL LEAK DETECTOR

CONSTRUCTION NOTES
1 - RUPTURE BASIN BOTTOM, & SHELL - 12 GAUGE STEEL
2 - DIMENSIONS SUBJECT TO CHANGE WITHOUT NOTICE

RUPTURE BASIN - OPTION #385
Containment of 150% Minimum Liquid Capacity of Trim Day Tank

PY25T - PY100T (Standard Tanks)
PY25TUL - PY100TUL (U/L Listed - Standard)

PRYCO, INC.
MECHANICSBURG, ILLINOIS

DRAWN BY: RES	DATE: 03/01/2008
CHECKED BY: DJW	REV: 03/01/2008
SHEET NO. 1 of 1	DWG #: RT_150_B

P.O. Box 108, Mechanicsburg, IL 62545
Phone - 217 / 364-4467 Fax - 217 / 364-4494