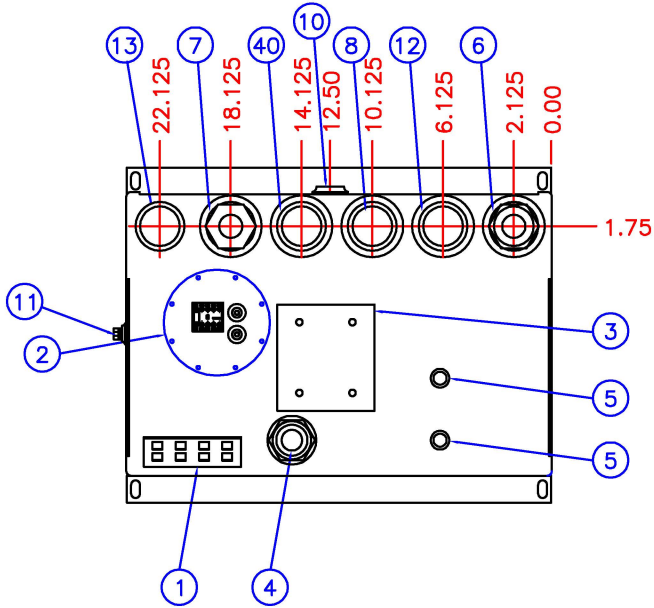
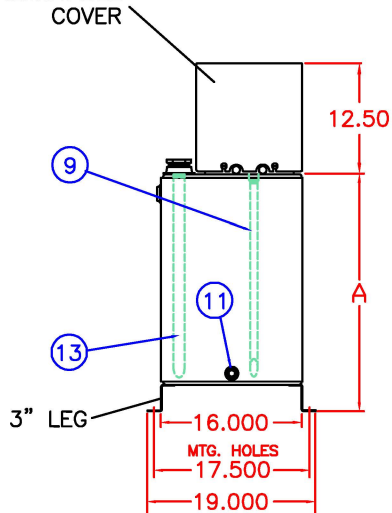


PLAN VIEW

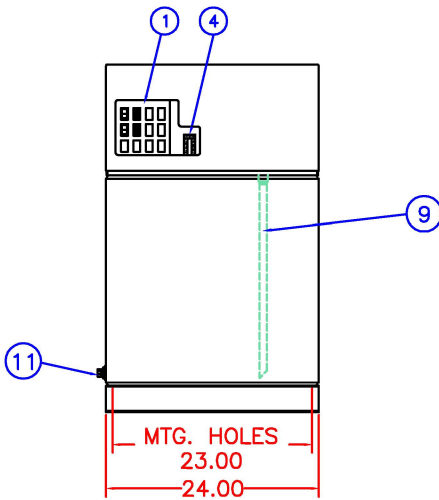
(SCALE: 2X)



REMOVABLE COVER



LEFT SIDE VIEW



FRONT VIEW

TANK DIMENSION REFERENCE CHART
(SHOWN IN INCHES)

TANK RATED CAPACITY	A - HEIGHT (TANK SIZE)	U/L VENT NPT SIZE	WEIGHT * BASIC TANK	WEIGHT * U/L LISTED TANK
10 GAL.	15.50	2.00	104 LBS	108 LBS
15 GAL.	21.50	2.00	125 LBS	129 LBS
25 GAL.	26.50	2.00	143 LBS	147 LBS

* Approximate Weight (No Options)

REF# DESCRIPTION OF STANDARD EQUIPMENT

1	CONTROL PANEL
2	6-1/2" X 6-1/2" INSPECTION PLATE
3	6" x 6" MOTOR MOUNTING PLATE
4	1-1/2" NPT - FUEL LEVEL GAUGE
5	FUEL INLET/OUTLET TO/FROM TANK w /DROP TUBES
6	2" x 1" NPT - ENGINE FUEL SUPPLY w /DROP TUBE
7	2" x 1" NPT - ENGINE FUEL RETURN w /DROP TUBE
8	2" NPT - TANK VENT TO ATMOSPHERE
9	1" NPT - DROP TUBES for ENGINE SUPPLY & RETURN
10	1" NPT - OVERFLOW TO MAIN STORAGE TANK
11	1/2" NPT - TANK DRAIN (PLUGGED)
12	2" NPT - EXTRA CONNECTION
13	2" NPT - MANUAL FILL w /DROP TUBE

ADDITIONAL EQUIPMENT IF TANK IS U/L LISTED

40	NPT CONNECTION FOR U/L EMERGENCY RELIEF VENT (See Above Chart For Size)
----	--

CONSTRUCTION NOTES

- 1 - TANK TOP, BOTTOM, & SHELL - 12 GAUGE STEEL
- 2 - DIMENSIONS SUBJECT TO CHANGE WITHOUT NOTICE

MANUAL SINGLE WALL DAY TANK
PY10M - PY25M
PY10MUL - PY25MUL (U/L Listed Version)



PRYCO, INC.

MECHANICSBURG, ILLINOIS

DRAWN BY: *RES* | DATE: 03/01/2008

CHECKED BY: *DJW* | REV: 03/01/2008

SHEET NO. 1 of 1 | DWG #: MAN_SW_A